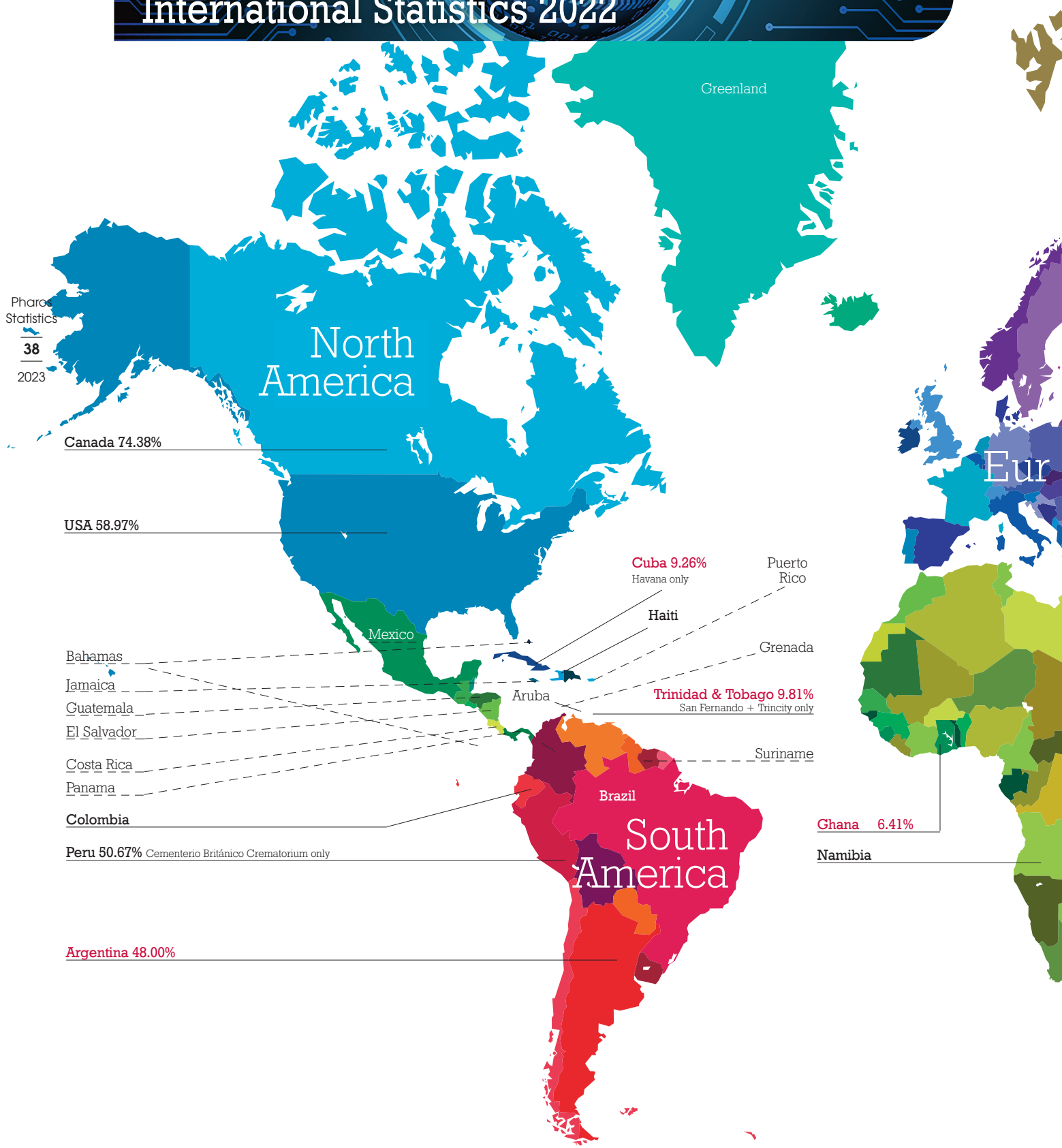


Figures in **Black** = 2022 % rates
 Figures in **Red** = 2021 % rates
 (or last available figure)

More information on
 following pages _____
 Limited information
 on miscellaneous listing _____

Some figures may be estimated. Please see each country's full entry for more details

International Statistics 2022



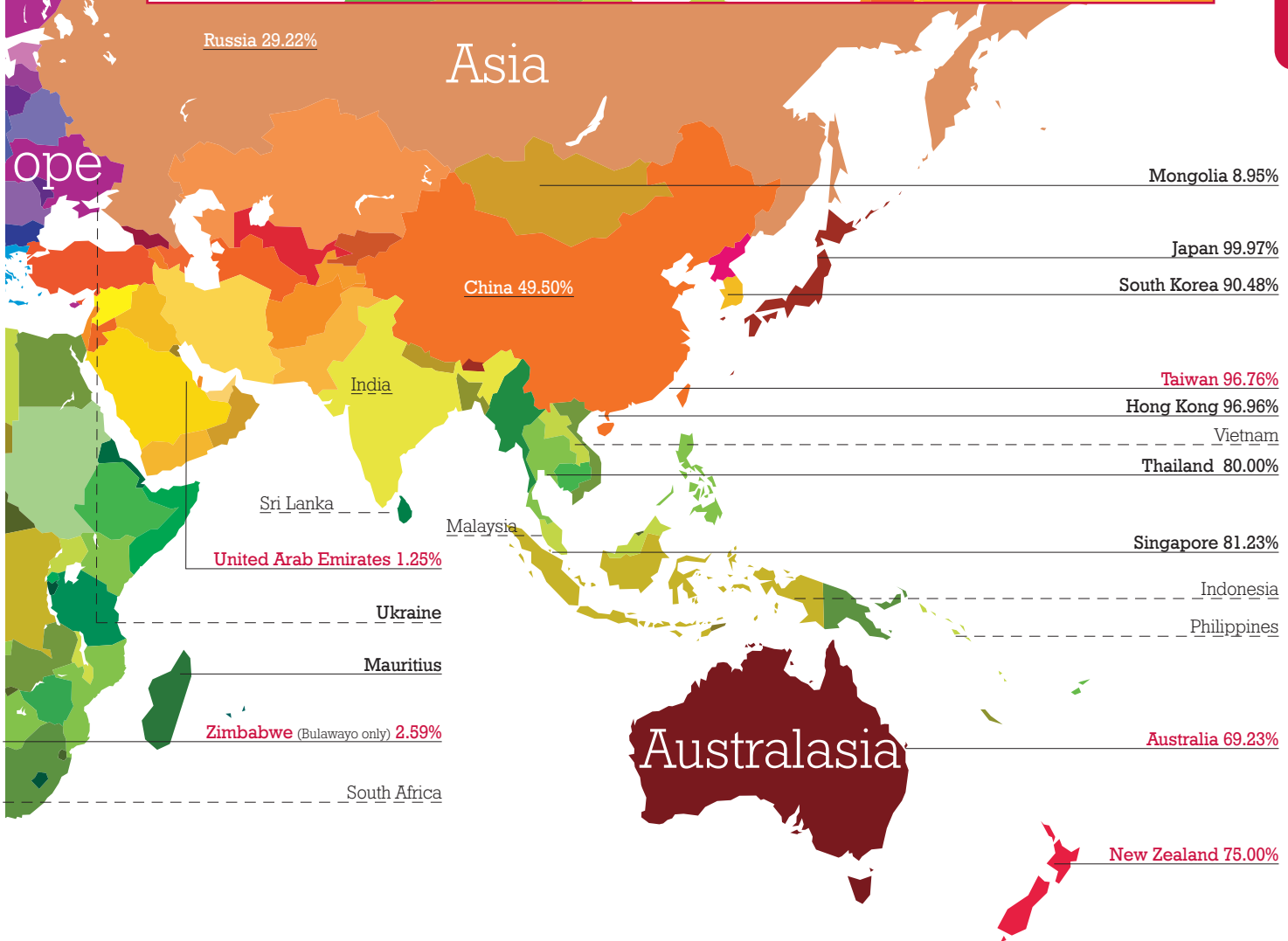
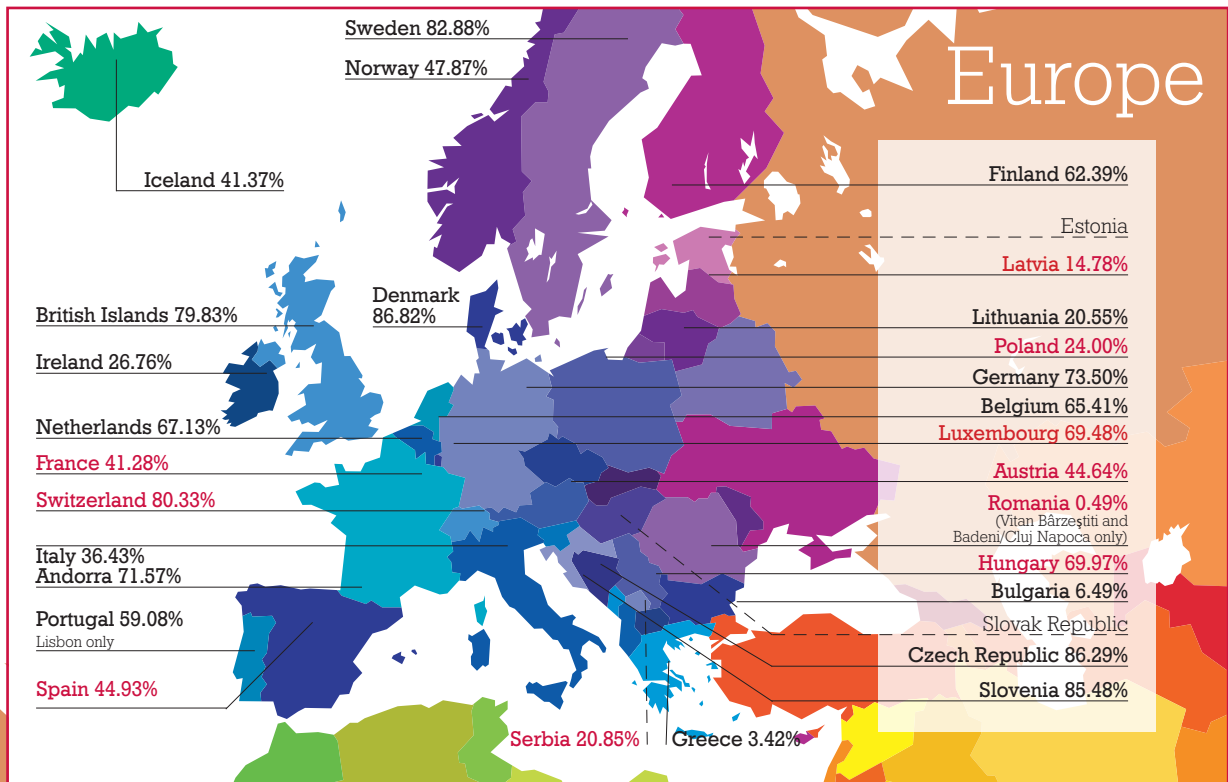


Table of International Statistics

| Country | Number of Crematoria | Cremations 2021 | Cremations 2022 | % of Deaths |
|---|----------------------|--------------------------|-----------------|-------------|
| Andorra | 1 | 218 | 282 | 71.57 |
| Argentina | 203 | **209,664 | – | **48.00 |
| Australia | ^101 | no information available | | ^69.23 |
| Austria | 15 | no information available | | – |
| Belgium | 21 | 73,209 | 76,244 | 65.41 |
| Brazil | ^43 | no information available | | – |
| British Islands | 322 | 525,116 | 526,677 | **79.83 |
| Bulgaria | 3 | 10,078 | 7,554 | 6.49 |
| Canada | 339 | 231,542 | 248,805 | 74.38 |
| China, The People's Republic of | ^1,745 | no information available | | ^49.5 |
| Colombia (Barranquilla, Bogotá, Cali, Cartagena, Tunja and Valledupar only) | ^18 | no information available | | ^2.16 |
| Cuba | ^9 | no information available | | ^9.26 |
| Czech Republic | 28 | 118,393 | 103,722 | 86.29 |
| Denmark | 20 | 48,951 | 51,435 | 86.82 |
| Finland | 22 | 34,861 | 39,235 | 62.39 |
| France | 216 | 272,014 | – | 41.28 |
| Germany | 164 | 748,250 | 779,100 | 73.50 |
| Ghana | ^8 | no information available | | ^6.41 |
| Greece | 1 | 3,971 | 4,905 | 3.42 |
| Haiti (Pax Villa only) | 3 | 240 | 232 | – |
| Hong Kong | 6 | 48,106 | 59,685 | 96.96 |
| Hungary | 17 | 108,800 | – | ^69.97 |
| Iceland | 1 | 936 | 1,107 | 41.37 |
| Ireland, Republic of | 7 | 8,998 | 9,493 | 26.76 |
| Italy | 91 | 244,186 | 259,915 | 36.43 |
| Japan | **1,373 | 1,512,511 | – | 99.97 |
| Latvia | ^1 | no information available | | ^14.78 |
| Lithuania | 4 | 9,081 | 8,287 | 20.55 |
| Luxembourg | 1 | 3,119 | 3,120 | 69.48 |
| Mauritius | *126 | no information available | | – |
| Mongolia | 2 | 2,828 | 1,609 | 8.95 |
| Namibia | 1 | 1,107 | – | – |
| The Netherlands | 108 | 115,145 | 114,075 | 67.13 |
| New Zealand | unknown | no information available | | **75.00 |
| Norway | 25 | 19,431 | 21,911 | 47.87 |
| Peru (Lima only) | 8 | ***565 | ***302 | ***50.67 |
| Poland | ^52 | no information available | | **24.00 |
| Portugal (Lisbon only) | 20 | ***4,047 | ***3,814 | ***59.08 |
| Romania (Bucharest (Vitan Bârzești) and Badeni/Cluj Napoca (Ignis) only) | ^4 | no information available | | ^0.49 |
| Russia | ^27 | no information available | | ^29.22 |
| Serbia | ^2 | no information available | | ^20.85 |
| Singapore | 4 | 19,868 | 21,793 | 81.23 |
| Slovenia, Republic of | 2 | 20,291 | 19,227 | 85.48 |
| South Korea | 60 | 288,562 | 287,704 | **90.48 |
| Spain | ^132 | 202,494 | – | ^44.93 |
| Sweden | 58 | 77,497 | 78,518 | 82.88 |
| Switzerland | 29 | 57,091 | – | ^80.33 |
| Taiwan | ^38 | no information available | | ^96.76 |
| Thailand | 2,077 | 450,920 | 476,772 | 80.00 |
| Trinidad & Tobago (San Fernando & Trincity only) | ^4 | no information available | | ^9.81 |
| United Arab Emirates | ^1 | no information available | | – |
| U.S.A. | 3,451 | 1,949,074 | 1,949,972 | 58.97 |
| Zimbabwe (Bulawayo only) | ^2 | no information available | | ^2.59 |

*This figure relates to cremators/wood pyres as opposed to crematoria
^ based on most recent information

** Estimated

***Percentage calculated based on one group of crematoria only

The following is a list of countries in which cremation facilities exist and are the only details we have been able to obtain:

| Country | No. of crematoria | Location of crematoria where known |
|-----------------|-------------------|--|
| Aruba | 1 | |
| Bahamas | 1 | Nassau |
| Costa Rica | 2 | San José (2) |
| Estonia | 2 | Tallinn, Tartu |
| Grenada | 1 | |
| Guatemala | 1 | Guatemala City |
| India | Unknown | Ahmedabad, Bangalore, Bansbaria, Baroda, Calcutta, Chandigarh, Gauhati, Hyderabad, Jaipur, Kanpur, Madras, Mumbai, Mysore, New Delhi, Panihati, Surat and Trivandrum |
| Indonesia | 7 | Djakarta, Surabaya, Jogjakarta, Surakarta, Semarang, Bandung and Malang |
| Jamaica | 2 | |
| Malaysia | 7 | Hokkien, Jahore, Kuala Lumpur, Kwantung, Petaling Jaya (2) and Wah Chai |
| Mexico | 70 | Aguascalientes, Chihuahua, Córdoba, Cuernavaca, Culiacán, DF (Mexico City), Guadalajara, Hermosillo, Juarez, Mazatlan, Monterrey, Nuevo Laredo, Oaxaca, Puebla, San Miguel Allende, Tampico, Torreon, Tuxtla Gutiérrez, Uruapan and Zitacuaro |
| Panama | 5 | |
| Philippines | 2 | Manila |
| Puerto Rico | 3 | |
| El Salvador | 1 | San Salvador |
| Slovak Republic | 3 | Banská Bystrica, Bratislava, Košice |
| South Africa | 33 | Bloemfontein, Brakpan, Cape Town (Maitland), Despatch, Durban (Chatsworth/Mobeni), Durban (Clare Estate), Durban (Stellawood), East London, Eshowe, George, Johannesburg (Braamfontein), Johannesburg (Brixton), Kempton Park, Kimberley, Klerksdorp, Krugersdorp, Ladysmith, Lenasia, Malmesbury, Middelburg (Hiveld), Nelspruit (Lowveld), Newcastle, Pietermaritzburg (Cremone), Pietermaritzburg (Mountain Rise), Pietersburg, Port Elizabeth, Port Shepstone, Pretoria, Tongaat, Upington, Vanderbijlpark, Verulam, Worcester |
| Sri Lanka | 45 | Avissawella, Biyagama, Boralessgamuwa, Borella (4), Delgoda, Dickwella, Eldeniya Makola, Gampaha, Galkissa (2), Ganemulla, Godagama, Jawatte, Kalalgoda, Katugastota, Kirillapone, Kohuwela, Kolonnawa, Kurunegala, Madampitiya, Mahaiyawa (2), Maharagama, Matara, Matale, Mirigama, Mirihana, Moratuwa, Nawala, Nawalapitiya, Nuwara Eliya, Padukka, Panadura, Pannipitiya, Pugoda, Ratnapura, Talangama, Thunbowila, Udahamulla, Weligalla, Weligama, Weliweriya |
| Suriname | 2 | |
| Ukraine | 3 | Kharkiv, Kyiv, Odesa |
| Vietnam | 2 | Saigon and Hanoi |